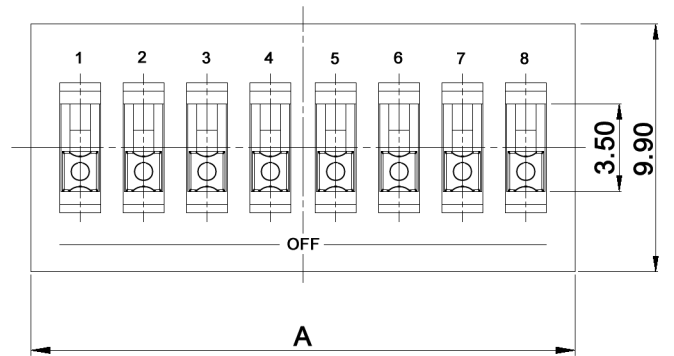
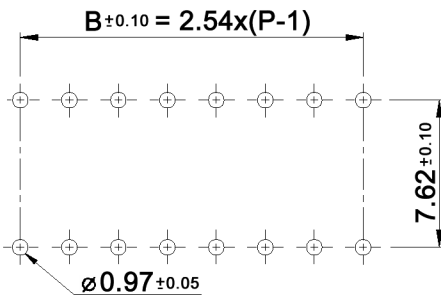


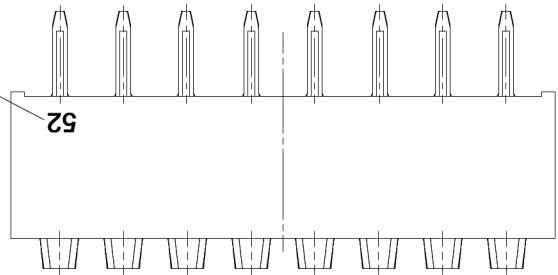
P.C.B. LAYOUT



DATE CODE

First digit:
last digit of the year

- Second digit:
- 1 January
 - 2 February
 - 3 March
 - 4 April
 - 5 May
 - 6 June
 - 7 July
 - 8 August
 - 9 September
 - X October
 - Y November
 - Z December



No. of pos.	A	B
1	3.90	-
2	6.44	2.54
3	8.98	5.08
4	11.52	7.62
5	14.06	10.16
6	16.60	12.70
7	19.14	15.24
8	21.68	17.78
9	24.22	20.32
10	26.76	22.86
12	31.84	27.94

SCHEMATIC



Compliance: RohS III (2015/863/EU)

Tolerances: 10mm over: ±0.20mm 10mm below: ±0.10mm		Date	Name	<h1>DSS 200 N</h1>
		04/18	dr	
			knitter-switch	<h2>30 40 46</h2>
Modifications		Date	Name	Page 1/2

Specifications:

Contact rating: 100mA, 50V DC
Contact resistance: 50mOhm max.
Insulation resistance: 100MOhm min. at 500V DC
Dielectric strength: 500V AC for 1 minute
Operating temperature: -40°C to +85°C
Storage temperature: -40°C to +85°C
Electrical life: 10 000 cycles at rated load; 1 000 cycles at 1A, 10V DC and at 200mA, 24V DC
Operating force: 1 000gf max.
Soldering conditions: wave-soldering: 260°C, max. 5sec.
Stroke: 2.0mm
Material: Actuator: UL94V-0 high-thermoplastic; white
 Contacts / terminals: phosphor bronze, 0.2µm gold plated over 1µm nickel
 Case: PBT, UL94V-0, black
 Potting material: epoxy

Compliance: RohS III (2015/863/EU)

Tolerances: 10mm over: ±0.20mm 10mm below: ±0.10mm		Date	Name	DSS 200 N
		04/18	dr	
			knitter-switch	30 40 46
Modifications	Date	Name		Page 2/2